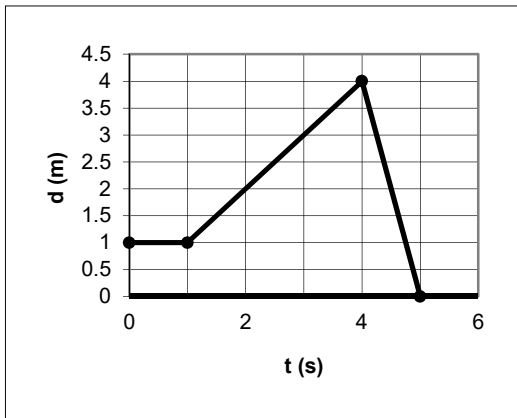


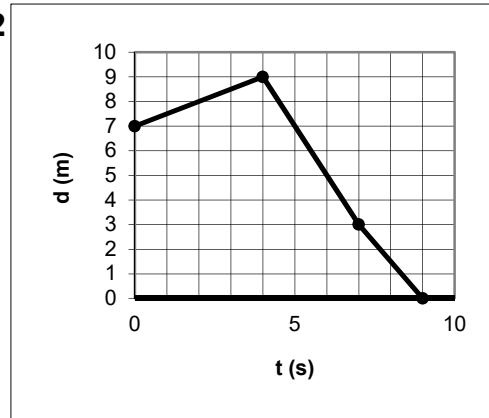
Distance-Time Graphs

Describe the motion of the object in the following distance-time graphs.

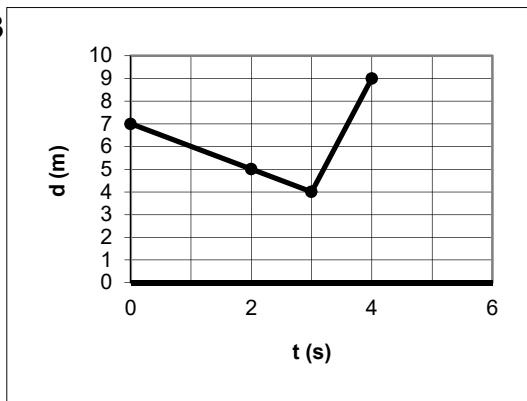
1



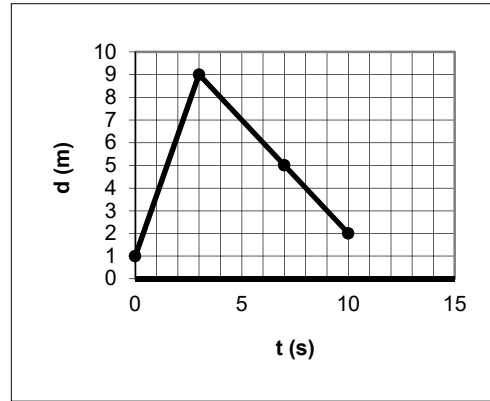
2



3



4



1. The object starts at 1 m from the wall. It stays where it is for 1 s. It then moves away from the wall at a speed of 1 m/s for 3 s until it is 4 m from the wall. It turns around and moves towards the wall at a speed of 4 m/s for 1 s until it is at the wall. //2. The object starts at 7 m from the wall. It moves away from the wall at a speed of 0.5 m/s for 4 s until it is 9 m from the wall. It turns around and moves towards the wall at a speed of 2 m/s for 3 s until it is 3 m from the wall. It then moves towards the wall at a speed of 1.5 m/s for 2 s until it is at the wall. //3. The object starts at 7 m from the wall. It moves towards the wall at a speed of 1 m/s for 3 s until it is 4 m from the wall. It turns around and moves away from the wall at a speed of 5 m/s for 1 s until it is 9 m from the wall. //4. The object starts at 1 m from the wall. It moves away from the wall at a speed of 2.67 m/s for 3 s until it is 9 m from the wall. It turns around and moves towards the wall at a speed of 1 m/s for 7 s until it is 2 m from the wall.